

SALLI SYSTEMS

Product catalogue 2010



Valid until further notice

Updated 21.12.2009




CONTENTS

Page

Chairs	2
Chairs with accessories	4
Accessories and spare parts for the chairs	5
Choosing a gas spring and height adjustment by foot	5
Chair bases	5
Castors	6
Sticky and lockable castors	6
Special castors	6
Paws	6
Ergorest and other supports	7
Seat covers and leather care	7
Other accessories for chairs	8
Height adjustable tables	8
Accessories for the tables	9
Hand, wrist and elbow supports	9
Height extension pieces	9
Racks and holders	10
Colour charts	10
Salli saddle chair technical information	10

Easydoing Ltd reserves the right to make changes to its product information.

For current information, please visit www.salli.com



Witteveen Projectinrichting, Ouderkerk a/d Amstel
 Tel: 020 - 496 5030, Fax: 020 - 496 3052
info@witteveen.nl, www.project-inrichting.nl
www.zadelstoel.nll

S
A
L
L
I

S
Y
S
T
E
M
S

CHAIRS



SALLI MULTIADJUSTER

- Divided seat, adjustable seat width.
- Inclination mechanism and width adjustment as standards.
- Hand controlled height adjustment with gas spring. Gas spring length short, medium or long, colour chrome or black.
- Chair's total weight 11,5 kg, seat only 8 kg.
- A1 or A2-quality leather (16 colours).
- Available also in ESD fabric, ESD leather and artificial leather.

· Excellent and versatile chair for both genders, special adjustments for the demanding user. Cool and healthy.



SALLI TWIN

- Divided seat.
- Available with or without inclination mechanism.
- Hand controlled height adjustment with gas spring. Gas spring length short, medium or long, colour chrome or black.
- Chair's total weight 10,5 kg, seat only 7,5 kg.
- A1 or A2-quality leather (16 colours).
- Available also in ESD fabric, ESD leather and artificial leather.

· Excellent all-round chair for both genders, cool and healthy.



SALLI SWING

- Only available on a Twin seat, cannot be added to an existing chair.
- Hand controlled height adjustment with gas spring. Gas spring length short, medium or long, colour chrome or black.
- Chair's total weight 10,5 kg, seat only 7,5 kg.
- A1 or A2-quality leather (16 colours).
- Available also in artificial leather.
- Accessories: only elbow rest (with 600 mm base)

· The Salli Swing rocking mechanism enables the seat to be tilted into every direction without a separate adjustment lever.

· Rocking mechanism makes it possible for the user to exercise while sitting, which adds to the mobility and metabolism of the lower back, and activates the whole body.

· Recommended to all with low back pains or desire to have the healthiest possible seat for their lower back metabolism.



SALLI DESIGN

- Choose your own colour combination for MultiAdjuster, Twin or Swing.
- Leather, 16 colours, over 250 possible colour combinations.



SALLI CLASSIC

- Solid seat.
- Seat available with or without inclination mechanism.
- Hand controlled height adjustment with gas spring. Gas spring length short, medium or long, colour chrome or black.
- Chair's total weight 10,5 kg, seat only 7,5 kg.
- A1 or A2-quality leather (16 colours).
- Available also in ESD fabric, ESD leather and artificial leather.

· Good generic chair for women.



SALLI STRONG

- Special strong design, maximum load 150 kg (normally 120 kg).
- Divided seat, inclination adjustment as standard, both adjustments with the same lever.
- Only with the Twin seat, no later installation.
- No accessories can be mounted to the chair.
- Hand controlled height adjustment with gas spring. Gas spring length medium or long, colour chrome.
- Large base, diameter 600 mm.
- Chair's total weight 13 kg, seat only 9 kg.
- A1- or A2-quality leather (16 colours).
- Also available in artificial leather.

· Suitable for more heavy-duty use and larger individuals.



SALLI PROFESSIONAL

- Affordable but durable, healthy and comfortable working chair just like all the other Salli models.
- Twin seat without inclination adjustment.
- Hand controlled height adjustment with gas spring. Gas spring length short, medium or long, colour chrome or black.
- Plastic base, 65mm castors.
- Chair's total weight 10,5 kg, seat only 7 kg.
- Replaceable polyurethane covers (black) or A3-quality leather upholstery (16 colours).
- 5 year guarantee.

· Examples of use: workshops, assembly lines, industrial halls, schools, supermarkets, private homes.

CHAIRS



SALLI STAINLESS

- All metal parts made of stainless steel.
- Twin seat with inclination adjustment.
- Height adjustment with gas spring, only medium gas spring.
- Only with 540 mm base.
- 80 mm industrial castors.
- Total weight 11,7 kg, seat only 6,7 kg.
- Available in artificial leather or with polyurethane covers.
- Delivery time may be longer.
- 5 year guarantee.

- Perfect for environments where furniture needs to be hygienic and easy to clean.
 - Examples of use: production lines in food industry, bakeries, laboratories, catering establishments.
-



SALLI ESD

- Zinc electroplated seat frame, chrome-colored gas cylinder, polished aluminum base and ESD castors (Ø = 65 mm).
- Multiadjuster, Twin or Classic seat.
- Seat upholstered with ESD leather (black) or ESD fabric (blue).

- Salli ESD saddle chair is ideal for the needs of electronics industry, clean rooms, etc. where the chair needs to conduct electricity i.e. discharge even the smallest of electric build-ups.
-



SALLI SEAT TOP

- Ergonomic add-on-seat to be placed on conventional chairs.
- Divided seat (Twin).
- Width 43 cm, height 13,5 cm, length from back to front 38 cm.
- Weight 5,8 kg.
- Leather upholstery (16 colours).

- Now you can take your saddle seat with you everywhere you go.
- Examples of use: offices, receptions, customer service, schools and universities, homes etc.

CHAIRS WITH ACCESSORIES



SALLI ELBOW TABLE

- Table top size 75 x 62 x 1,8 cm, beech veneer.
- Leather or artificial leather upholstered elbow pads, two different models – one for working with a computer and one for writing by hand, selectable colour.
- Twin seat without inclination adjustment.
- Hand controlled height adjustment with gas spring. Gas spring length short, medium or long, colour chrome or black.
- A1 or A2-quality leather (16 colours).
- Also available in artificial leather, ESD fabric and ESD leather.
- Well-suited for working with laptops or wireless keyboards.
- Compact and versatile workstation for offices or home use.
- Examples of use: schools that need movable workstations (e.g. for lectures or training events), rehabilitation aid, workstation for people with balance difficulties (e.g. the elderly or children), control rooms.



Elbow pads for the Elbow Table

- Leather upholstery (16 colours), also artificial leather.
- Two options:
 - Soft pads with sticker attachments. Good while making notes or reading.
 - Harder pads with plywood base. Good for working with a laptop.



SALLI ELBOW REST

- Curve length approx. 63 cm, width approx. 7 cm.
- Elbow rest upholstered with leather (16 colours) or artificial leather.
- On Classic/Twin with or without inclination adjustment, Multiadjuster or Swing seat.
- Hand controlled height adjustment with gas spring. Gas spring length short, medium or long, colour chrome or black.
- A1 or A2-quality leather (16 colours).
- Also available in artificial leather, ESD fabric and ESD leather.
- For precision work.
- Examples of use: industry (installation, welding), situations where support for elbows is needed (e.g. at orchards while growing small seedlings), aid for dental hygienists or nurses/doctors working alone, rehabilitation aid (especially back patients), control rooms, security personnel, teachers, goldsmiths, for support while doing crafts at home.



SALLI SURGEON

- Surgeon's back rest and elbow supports (from the back of the chair).
- Multiadjuster or Twin with or without inclination adjustment.
- Hand and foot controlled height adjustment with gas spring as a standard.
- A1 or A2-quality leather (16 colours).
- Also available in artificial leather, ESD fabric and ESD leather.
- For demanding precision work, in e.g. operating rooms or dental surgeries.



SALLI HUNTER

- Twin seat without inclination adjustment.
- Hand controlled height adjustment with gas spring.
- Artificial leather (black).
- Table top size 75 x 62 x 1.8 cm, beech veneer, covered with artificial leather (black).
- Removable umbrella as a standard accessory.
- Covers for table top and seat are made of PU coated, damp-proof fabric.
- Total weight 19 kg.
- Designed to be used in blind/stand hunting.
- Turns silently, precise shots from support.
- Also suitable to be used at shooting ranges.
- Can also be used as a workstation at home or office, or as a regular chair (removable table top).

ACCESSORIES AND SPARE PARTS FOR THE CHAIRS

CHOOSING A GAS SPRING AND HEIGHT ADJUSTMENT BY FOOT

Standard gas spring

· Short, medium or long. Available colours chrome or black.



Model	Gas spring	Short	Medium	Long
Classic	Highest (cm)	61	78	89
	Lowest (cm)	48	59	64
Twin	Highest (cm)	62	78	90
	Lowest (cm)	49	59	65
MultiAdjuster	Highest (cm)	61	77	89
	Lowest (cm)	48	58	64
<i>User height (cm)</i>		<160	160-180	>165
Swing	Highest (cm)	65	81	93
	Lowest (cm)	52	62	68
<i>User height (cm)</i>		<165	165-185	>170

Top & Bottom gas spring

· Short, medium or long. Available in chrome. Used with standard base.

· Height can be adjusted with both hand and foot!



Model	Gas spring	Short	Medium	Long
Classic	Highest (cm)	60	75	89
	Lowest (cm)	46	56	62
Twin	Highest (cm)	61	76	90
	Lowest (cm)	47	57	63
MultiAdjuster	Highest (cm)	60	75	89
	Lowest (cm)	46	56	62
<i>User height (cm)</i>		<160	160-180	>165
Swing	Highest (cm)	64	79	93
	Lowest (cm)	50	60	66
<i>User height (cm)</i>		<165	165-185	>170

CHAIR BASES



Aluminium base

- Diameter 540 mm.
- Polished aluminium or black.
- Standard base in Twin, Swing, Classic and Multiadjuster chairs.



Plastic base

- Diameter 580 mm.
- Black.
- Affordable option e.g. for schools.
- Durable.
- Standard base for Professional chair.



Large base

- Diameter 600 mm.
- Polished aluminium or black.
- For chairs equipped with stretching support, chest support or Elbow Table and Swing with Elbow Rest.



Small base

- Diameter 500 mm.
- Polished aluminium.
- Only for chairs with no accessories.
- well-suited for environments with limited space, e.g. in dentistry.

ACCESSORIES AND SPARE PARTS FOR THE CHAIRS

CASTORS



Soft standard castor

- Diameter 65 mm.
- Standard castors in Salli Saddle Chairs, unless otherwise mentioned.
- For hard floors.



Hard standard castor

- Diameter 65 mm.
- For soft floors, wall-to-wall carpets.



Big soft castor

- Diameter 75 mm.
- Good on uneven floors (e.g. tiles) and on thick carpets.

STICKY AND LOCKABLE CASTORS



Soft friction castor

- Diameter 65 mm.
- Rolls a little more stickily than soft standard castor.
- For hard floors.



Soft castor, brakes when unloaded

- Diameter 65 mm.
- The chair stays still while no one is sitting on it, but rolls freely when loaded.
- A good alternative for children or the elderly.



Hard castor, brakes when loaded

- Diameter 50 mm.
- The chair stays still while you sit on it, but rolls freely when you step off.
- A good alternative for chairs with foot support rings if the user's feet do not reach the floor.



Soft, mechanically lockable castor

- Diameter 65 mm.
- The user can lock the castors if needed or let them roll freely.

SPECIAL CASTORS



Hard, antistatic (ESD) castor

- Diameter 65 mm.



Hard, cleanable castor (openable)

- So called hairdresser castors, diameter 62 mm.



Industrial castor

- Diameter 75 mm, rubber surface.
- Good on uneven floors (e.g. concrete).

PAWS



Paws

- Colour black.
- For chairs that should not move during use, e.g. for musicians and school children or for chairs with foot support ring if the user's feet cannot reach the ground.

ACCESSORIES AND SPARE PARTS FOR THE CHAIRS

ERGOREST AND OTHER SUPPORTS



Movable arm supports

- Base and two Ergorest supports.
- Available with or without the stretching support.
- For precision work, e.g. for dentists or to be used as a rehabilitation aid (shoulder patients).



Movable arm support for right hand

- Base and one Ergorest support.
- For precision work, e.g. for dentists.




Chest Support

- Attaches to the front of the saddle chair to support the chest.
- Upholstered with leather or artificial leather.
- Height and inclination adjustments.
- A chair equipped with a chest support will always be delivered with our large base.
- Supports good posture and relieves the strain on the back by taking off the weight of the upper body.
- Well-suited for all kind of precision work, for example sorting and assembly work.



Stretching support

- Upholstered with leather or artificial leather.
- Height and inclination adjustments.
- For momentary stretching.
- A chair equipped with a stretching support will always be delivered with our large base.



Foot support

- For high workstations to support the feet.
- Helps in sitting correctly on a saddle chair.
- Suits for example working at the checkout isle.



Foot support ring

- For high workstations to support the feet.
- Diameter 46 cm.

SEAT COVERS AND LEATHER CARE



Seat cover

- Protects the seat's own upholstery from dirt, humidity or sparks.
- Replaceable, models for both solid and divided seats.
- **Leather cover**, 16 colours. Easy and affordable alternative for renewing the seat.
- **Seat cover made of artificial leather**, 6 colours. Disinfectable alternative for renewing your seat.
- **Cotton (100%) fabric cover**, in black, blue or green fabric. Machine washable. A good alternative if the seat feels sweaty for example during summertime.
- **Fire resistant cover**, colour blue. Excellent e.g. for welders.
- **Water resistant cover**, colour options green and blue. Ideal for industrial work in extremely moist conditions.

Seat re-upholstery

- Includes new padding, **leather upholstery** with A1 or A2-quality leather (16 colours). Also available in artificial leather, ESD leather or ESD fabric.

Extra padding

- Additional layer of padding.
- Normal padding = 200 g/m², extra padding = 2 x 200 g/m².

Leather care set

- Package includes Leather Soft Cleaner and Leather Protection Cream.
- Leather Soft Cleaner is a mild, water-based cleaner that can be used on most aniline and pigmented leathers. It cleans soils and most water-based stains.
- Leather Protection Cream is a water-based protector for all leather types except nubuck and suede. It provides excellent protection against oil, water and alcohol-based stains and also resists the effects of everyday use, keeping the leather clean and soft.
- For more information, please see the package.



S
A
L
L
I
S
Y
S
T
E
M
S

ACCESSORIES AND SPARE PARTS FOR THE CHAIRS

OTHER ACCESSORIES FOR CHAIRS



Chair disassembly tools

- Package includes two tools in a leather bag.
- Useful tool set for detaching the gas spring from the base and seat without damaging the parts.

HEIGHT ADJUSTABLE TABLES



SALLI COMPACT

- Birch veneer or beech veneer table top, size 118 x 70 x 1,8 cm.
 - Frame 94 x 58 cm.
 - Socket supports hands and shoulders.
 - Electronical height adjustment mechanism, height range 66-118 cm.
 - Weight 39,5 kg, max. load 70 kg.
- Suitable for small offices or home use and can be used as a computer desk or side post while working.



SALLI COMFORT

- Beech veneer table top, size 160 x 80 x 2,6 cm.
 - Frame 116 x 73 cm.
 - Socket supports hands and shoulders.
 - Electronical height adjustment mechanism, height range 63-120 cm.
 - Weight 70,8 kg, max. load 150 kg.
- Suitable for small offices or home use and can be used as a computer desk or side post while working.



SALLI MANAGER

- Beech veneer table top, size 190 x 90 x 2,3 cm.
 - Frame 156 x 72 cm.
 - Socket supports hands and shoulders.
 - Electronical height adjustment mechanism, height range 66-118 cm.
 - Weight 60,8 kg, max. load 80 kg.
- Perfect choice for a basic work desk at the office or at home: the table has plenty of space for both computer and papers.



SALLI CORNER

- Beech veneer table top, size 190 x 90 x 2,3 cm, extra table top size 100 x 60 x 2,3 cm.
 - Electronical height adjustment mechanism, height range 65-122 cm.
 - Weight 125,5 kg, max. load 150 kg.
- A great option as main work desk for home or office. Can be conveniently placed onto a corner to save space. Plenty of room for computer and papers.



SALLI STUDENT

- Birch veneer or beech veneer table top, size 118 x 70 x 1,8 cm.
 - Socket supports hands and shoulders.
 - Mechanical height adjustment, height range 73-100 cm.
 - Weight 28,4 kg.
 - Table top with a pen groove.
 - A separate monitor table available as an accessory (see: Accessories for the tables).
- Quick adjustments, sturdy and well-defined table for homes, schools and universities.

HEIGHT ADJUSTABLE TABLES



SALLI SCHOOL DESK

- Birch veneer table top, size 70 x 60 x 1,8 cm.
- Socket supports hands and shoulders.
- Mechanical height adjustment.
- Height range: smaller version 54-78 cm, bigger version 73-100 cm.
- Weight 23,2 kg.
- Quick adjustments, sturdy and well-defined table for homes or schools.
- Elbow padding as an accessories.

Storage holder for books

- For Salli School Desk.

ACCESSORIES FOR THE TABLES

HAND, WRIST AND ELBOW SUPPORTS

WE RECOMMEND USING THE ERGONOMIC NIPSU OR TRAPP NIPSU SUPPORTS WITH SALLI TABLES.



Nipsu

- Padded leather supports for elbows, wrists and mouse hand, suitable to be used with Salli desks (right or left hand).
- Leather (16 colours) or artificial leather (6 colours).
- Significantly reduces tension in the shoulder-neck area and cervical vertebrae. Supports the arms.



Trapp Nipsu

- Padded leather support for elbows and wrists, designed to be used with computer mouse situated in front of the keyboard or with laptops, together with Salli desks.
- Leather (16 colours) or artificial leather (6 colours).
- Significantly reduces tension in the shoulder-neck area and cervical vertebrae. Supports the arms.



ErgoElbo elbow support

- A support socket that can be attached to any table top, upholstered with black nylon fabric, width 665 mm, depth 210 mm, thickness 20 mm.
- Recommended to be used together with the Salli Saddle Chair and traditional office desks.
- Significantly reduces neck and shoulder tension and pressure on the cervical vertebrae. Supports the arms.

HEIGHT EXTENSION PIECES




Table height extension pieces

- Round or square, chrome or black.
- Square pipe: inside measure 27x27 mm.
- Round pipe: inside diameter options
32 / 37 / 41.5 / 47.8 / 54 / 57 / 59.5 / 66 mm.
- Extension pieces inside the pipe: 1 x 100 mm, 2 x 50 mm, 1 x 20 mm, combined lifting max. 220 mm.



Continuously adjustable table height extension pieces

- Plastic, round, colour black
- For tables, that have threads inside the table legs.
- The height extension piece is screwed inside the table leg and the height is adjusted by rotating the inner tubing of the extension piece.

Table leg outer diameter/inner diameter	Additional height max.
∅ = 60/56 mm	20 cm
∅ = 42/38 mm	17 cm
∅ = 40/36 mm	17 cm

ACCESSORIES FOR THE TABLES

RACKS AND HOLDERS




- Monitor table**
- For Student Desk.
 - Birch plywood.
 - Size 75,6 x 40 x 1,8 cm.

COLOUR CHARTS



Leather colour chart



Special leather and fabric colour chart

SALLI SADDLE CHAIR TECHNICAL INFORMATION

Seat plate	3 mm black painted steel sheet.
Gas spring	3 lengths, colours: chrome or black.
Seat height adjustment	Height control by hand as a standard. Height control by foot also available.
Seat inclination adjustment	As a standard in MultiAdjuster.
Seat rocking mechanism	As a standard in Swing.
Base	Aluminium base, Ø 54 cm, colours: chrome or black. Other models available as well.
Castors	Ø 65mm, soft standard castors. Other models available as well.
Seat's max. load	120 kg, Salli Strong 150 kg.
Guarantee	10 years (See warranty rules in the manual).

SALLI SADDLE CHAIR TECHNICAL INFORMATION

Upholstery

Leather

Medium strength, chrome tanned, Scandinavian bovine leather, comes in 16 colours.

Cleaning and maintenance

Vacuum-clean regularly. Leather stays clean and beautiful longer if wiped regularly with a damp cloth. Clean stains immediately. Use a damp cloth or paper towels with some water or mild cleanser. Special leather conditioners can also be used (please see Accessories and spare parts for the chairs).

Some bleeding textiles might stain light coloured leather. Possible scarring and slight changes in colour are characteristic of genuine leather and do not affect its durability.

Artificial leather

Easy to disinfect. Comes in 6 colours.

Cleaning and maintenance

Wipe the stains with mild soap and water. Let dry or blow dry. Artificial leather can be disinfected with ethanol.

ESD leather (antistatic)

Medium strength, chrome tanned, Scandinavian bovine leather.

Colour: black.

Cleaning: vacuum-clean and wipe regularly with a damp cloth.

ESD fabric (antistatic)

Manufactured by Krall&Roth: 95% polyacryl, 3,75% polyester, 1,25% stainless steel.

Colour: blue.

Dry clean.

Seat cover materials:

Water resistant fabric

PU-coated elastic fabric. Colours: blue and green.

Fire resistant fabric

100% polyester. Colour: blue.

Cotton fabric

100% cotton. Colours: black, blue and green.



Easydoing Oy / Salli Systems

Sahalantie 41
77700 Rautalampi
Finland



Witteveen Projectinrichting, Ouderkerk a/d Amstel
Tel: 020 - 496 5030, Fax: 020 - 496 3052
info@witteveen.nl, www.project-inrichting.n
www.zadelstoel.nll