


softwall + softblock modular system



Witteveen Projectinrichting
Ouderkerk a/d Amstel
Tel: 020 - 496 5030
Fax: 020 - 496 3052
info@witteveen.nl
www.project-inrichting.nl
www.scheidingswand.net



molo design, Ltd.

1470 Venables Street
Vancouver, B.C.,
Canada, V5L 2G7

t +1 604 696 2501
f +1 604 685 0342

info@molodesign.com
www.molodesign.com

softwall + softblock modular system

softwall + softblock are a modular space shaping system at the core of molo's soft collection. Utilizing flexible honeycomb structures that expand contract and flex, forming sculptural spaces and seating topographies, soft is a research driven exploration of materials, structure and space making. The elements of the soft collection have been designed to be uniquely shaped for a specific occasion or space, folded away for storage and/or reshaped again in variable and dynamic ways; replacing inflexible alternatives for partitioning and arranging space.

The tactile, experiential qualities of the textile and kraft paper softwall + softblock system are suited to shaping more intimate ephemeral areas within larger open spaces. softwall + softblock further provide a medium for shaping the acoustics and light of a space. The cellular structure and vertical pleats that run the course of an expanded wall serve to dampen sound while translucent or opaque versions of softwall + softblock can sculpt the light of a space. In spring 2009, molo presented an LED lighting system that integrates with the white textile softwall + softblock modular system to create luminous partitions that maintain their almost magical qualities of movement, expansion and contraction. Opening softwall is an awe inspiring experience as the honeycomb expands to create a completely free standing structure, hundreds of times larger than its compressed form. You can choose to open any softwall or softblock element to the maximum 4.5 meter (15') length or choose to open it a shorter length to suit a particular occasion or space. softwall + softblock modular system includes a variety of standard and custom heights up to 3.05m (10') tall.

softwall + softblock modular system elements are available in two materials; textile and kraft paper. The textile is a 100% polyethylene non-woven textile with a lightweight paper-like look and feel. The textile is highly tear, UV and water resistant; thus making it durable to handle and maintain. textile softwall + softblock are available in translucent white and opaque black. Light transmitting through a white textile softwall, brings the visually delicate fibres of the material to life; absorbing and containing luminosity similar to a block of snow. The opaque black softwall is dyed a deep rich inky black with UV resistant bamboo charcoal ink that produces a subtle sheen reminiscent of charred wood and allows the fine pattern of the fibres to show. The second material, kraft paper, is an unbleached paper made with 50% recycled fibre and 50% new long fibre. The new long fibres give strength, reinforcing the smaller recycled fibre to make a stiff robust paper. kraft paper softwall + softblock elements are all opaque and available in a natural unbleached brown with a warm earthy presence and also a deep black that has been dyed with bamboo charcoal ink.

All elements in the softwall + softblock modular system connect together with concealed magnets in an almost seamless way with the vertical joints between elements blending with the rhythm of the vertically pleated structures. The magnetic end panels can also anchor to any steel or magnetic surface. A white powder coated steel strip is available from molo to create an anchor point on walls, columns or cabinets.

The soft collection combines abstractly poetic, sculptural form and pragmatic function to create spaces for modern flexible life.























softwall + softblock modular system



product		dimensions height x width	material	colour	product code
modular softwall		1830 tall x 305mm wide (8' x 12') price in box: 1920 x 300 x 95mm (76" x 14.29" x 3.75") brown paper: 23.8kg (52lbs) black paper: 26.9kg (59lbs) white handle: 15.8kg (35lbs) black handle: 17.1kg (38lbs)	kraft paper textile lightweight paper	natural brown black white black white	SWK-BR-6 SWK-BL-6 SWT-WH-6 SWT-BL-6 SWL-WH-6
		2440 tall x 455mm wide (8' x 18') price in box: 2540 x 515 x 95mm (102" x 20.28" x 3.75") white handle: 27.2kg (60lbs) black handle: 28.8kg (63lbs)	textile lightweight paper	white black white	SWT-WH-8 SWT-BL-8 SWL-WH-8
		3050 tall x 455mm wide (10' x 18') price in box: 3170 x 515 x 95mm (125" x 20.28" x 3.75") white handle: 33.8kg (75lbs) black handle: 35.8kg (79lbs)	textile lightweight paper	white black white	SWT-WH-C SWT-BL-C SWL-WH-C
custom height fee		any softwall + softblock element can be cut shorter to a custom height <i>(there are some limitations, please inquire)</i>			CUT-CUST
LED for softwall + softblock		flexible LED ribbon 4.5 meter (15') long with power supply 2.0kg (4lbs)	LED	daylight white warm white	SCA-LEDD SCA-LEDW
dimmer for LED		for white textile softwall + softblock <i>(please inquire about a recommended quantity for your project)</i> 100 - 240 VAC	plastic	white	SCA-DIM1

*Weights may vary.

softwall + softblock modular system




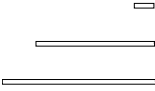





product		dimensions height x width	material	colour	product code
modular softblocks 305mm(12") wide		305 tall x 305mm wide (1' x 12") steps in box 405 x 330 x 75mm (16" x 13" x 3") <i>brown paper</i> 3.6kg (8lbs) <i>black paper</i> 4.0kg (9lbs) <i>white textile</i> 2.2kg (5lbs) <i>black textile</i> 2.5kg (5lbs)	kraft paper textile lightweight paper	natural brown black white black white	SWK-BR-1-12 SWK-BL-1-12 SWT-WH-1-12 SWT-BL-1-12 SWL-WH-1-12
		610 tall x 305mm wide (2' x 12") steps in box 710 x 330 x 75mm (28" x 13" x 3") <i>brown paper</i> 6.7kg (15lbs) <i>black paper</i> 7.6kg (17lbs) <i>white textile</i> 4.3kg (9lbs) <i>black textile</i> 4.9kg (10lbs)	kraft paper textile lightweight paper	natural brown black white black white	SWK-BR-2-12 SWK-BL-2-12 SWT-WH-2-12 SWT-BL-2-12 SWL-WH-2-12
		915 tall x 305mm wide (3' x 12") steps in box 1015 x 360 x 95mm (40" x 14.25" x 3.75") <i>brown paper</i> 10.5kg (23lbs) <i>black paper</i> 12.2kg (27lbs) <i>white textile</i> 7.0kg (15lbs) <i>black textile</i> 7.6kg (17lbs)	kraft paper textile lightweight paper	natural brown black white black white	SWK-BR-3-12 SWK-BL-3-12 SWT-WH-3-12 SWT-BL-3-12 SWL-WH-3-12
modular softblocks 455mm(18") wide		305 tall x 455mm wide (1' x 18") steps in box 405 x 485 x 75mm (16" x 19" x 3") <i>brown paper</i> 5.2kg (11lbs) <i>black paper</i> 5.9kg (13lbs) <i>white textile</i> 3.3kg (7lbs) <i>black textile</i> 3.5kg (8lbs)	kraft paper textile lightweight paper	natural brown black white black white	SWK-BR-1-18 SWK-BL-1-18 SWT-WH-1-18 SWT-BL-1-18 SWL-WH-1-18
		610 tall x 455mm wide (2' x 18") steps in box 710 x 485 x 75mm (28" x 19" x 3") <i>brown paper</i> 9.7kg (21lbs) <i>black paper</i> 11.1kg (24lbs) <i>white textile</i> 6.1kg (13lbs) <i>black textile</i> 6.5kg (14lbs)	kraft paper textile lightweight paper	natural brown black white black white	SWK-BR-2-18 SWK-BL-2-18 SWT-WH-2-18 SWT-BL-2-18 SWL-WH-2-18
		915 tall x 455mm wide (3' x 18") steps in box 1015 x 515 x 95mm (40" x 20.25" x 3.75") <i>brown paper</i> 15.0kg (33lbs) <i>black paper</i> 17.0kg (37lbs) <i>white textile</i> 9.5kg (21lbs) <i>black textile</i> 10.1kg (22lbs) <i>heavyweight</i> 16.2kg (36lbs)	kraft paper textile heavyweight textile lightweight paper	natural brown black white black white white	SWK-BR-3-18 SWK-BL-3-18 SWT-WH-3-18 SWT-BL-3-18 SWT-WH-3-18H SWL-WH-3-18

*Weights may vary.

softwall + softblock modular system accessories



product		dimensions height x width	material	colour	product code
peg + disc		150 x 40mm (6" x 1.5") cork pegs 165mm (6.5") steel disc or small steel strip <i>0.4kg (0.9lbs)</i> <i>narrow steel strip is used with 12" wide kraft paper softblock.</i> <i>steel disc is used with all other soft blocks.</i>	cork + steel	natural cork white steel	SCA-PEGS2
steel discs		small 165mm (6.5") diameter <i>0.2kg (0.4lbs)</i> medium 300mm (11.75") diameter <i>0.7kg (1.5lbs)</i> large 350mm (13.75") diameter <i>0.8kg (1.8lbs)</i>	steel	white	SCA-WSDS
steel base		300mm (11.75") diameter 130mm (5") height 38mm (1.5") hole diameter <i>ships in box 300 x 300 x 100mm (12" x 12" x 4")</i> <i>2.8kg (6.2lbs)</i> <i>wood dowel not included - steel base designed to fit a standard wood dowel 38mm (1.5") that you will be able to easily source locally.</i>	steel	white	SCA-WBASE
steel anchor strips (set of 2)		small 300 x 70mm (11.75" x 2.8") <i>0.4kg (0.9lbs)</i> medium - for 6' softwall 1800 x 70mm (71" x 2.8") <i>2.8kg (6lbs)</i> large - for 8' softwall 2415mm x 70mm (95" x 2.8") <i>3.6kg (8lbs)</i>	steel	white	SCA-WSSS
sheets for window lintels		510mm (20") wide x up to 4270mm (14') 950mm (37") wide x up to 4270mm (14') <i>sheets can be cut to a shorter length for your project. please note a 2740mm (9') allows for the maximum span window that can be achieved with this technique.</i>	mylar/acetate kraft paper	clear natural brown	SCA-MYLAR SCA-KRAFT
clipping system (set of 10)		small magnets 13 x 6mm (0.5" x 0.25") <i>0.1kg (0.2lbs)</i> large magnets 3 x 25mm (0.12" x 1") <i>0.1kg (0.2lbs)</i>	steel + magnets	white silver	SCA-CLIPS
glass vase (for textile + kraft paper only)		180 x 40mm (7" x 1.5") <i>0.4kg (1lb)</i>	glass	clear	SCA-GVASE

Witteveen Projectinrichting, Ouderkerk a/d Amstel
 Tel: 020-4965030 / Fax: 020-4963052 / info@witteveen.nl / www.project-inrichting.nl
 www.scheidingswand.net